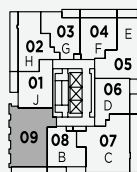
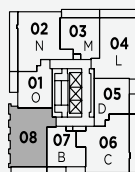


OVATION
 NEW WESTMINSTER

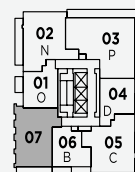
PLAN A
 2 BEDROOM, 2 BATH
 INT: 842 sq ft
 EXT: 102 sq ft



LEVELS 7-11
 & 13-18



LEVELS 19-21
 & 23-27



LEVEL 22



This is not an offering for sale. Any such offering can only be made with a Disclosure Statement. All renderings and images are artists representations only. Developer reserves the right to change or make modifications to the design, specifications and prices without notice. E.&O.E.